
School Annual Safety & Security Engagement

11 Feb 2026

Safety Motto

In Safety, every Damaian matters

Take ownership of our **own** safety,
and look out for **others'** safety



In Safety, Every Damaian Matters!

Safe + y is Everyone's Responsibility

- Everyone to know and adopt safe practices on a day to day basis
- To be prepared and ready as a school to respond appropriately to emergency situations

In Safety, Every Damaian Matters!

AGENDA

1. Emergency Preparedness
 - Evacuation
 - Lockdown (update)
2. School Safety
 - Road Safety
 - Safety @ PE and CCA
 - Special Rooms
 - General safety

In Safety, Every Damaian Matters!

What is an Emergency?

Sudden incidents involving actual or potential loss of lives and/or damage to properties on a scale in excess of what a school can deal with normally.

Characteristics:

- Sudden occurrence
- Injuries and fatalities
- Affected victims
- Trapped persons
- Damage to properties
- Anxious parents
- Eager media
- Crowd or volunteers
- Traffic congestion



Associated with: Disaster, Catastrophe, Crisis, Accident, Distress

Emergency Preparedness

Fire breaks out at Concord Primary School in Choa Chu Kang, 1,400 people evacuated



About 1,400 people were evacuated by staff of Concord Primary School before firefighters arrived on Wednesday (Jan 29) morning. TNP READER

29 January 2020

Singapore

False bomb threat made to Evergreen Secondary School; students and staff evacuated

A teenager is assisting in investigations, say police.



21 July 2022

The Straits Times 5 January 2026
<https://www.straitstimes.com/singapore/firefighters-...>

Firefighters put out blaze at Raffles Institution

5 Jan 2026 — The fire involved the contents of a second-floor office at the school and took place at around 12.30pm. Read more at [straitstimes.com](https://www.straitstimes.com).

MINUTE

Woman charged with possessing weapons after stabbing herself outside St Hilda's Secondary School

Published September 22, 2022
Updated September 22, 2022



22 September 2022



A composite of a screenshot of the incident outside St Hilda's Secondary School on Monday evening, as well as the two knives seized by the authorities after the woman's arrest.



DAMAI
SECONDARY SCHOOL

6

In Safety, Every Damaian Matters!

Asia

How did almost 400 people safely evacuate burning Japan Airlines jet after Haneda Airport crash?

The Japan Airlines jet collided with a Coast Guard plane when landing at Tokyo's Haneda Airport on Tuesday after flying in from the northern city of Sapporo.



Fabian Koh

03 Jan 2024 02:01PM
(Updated: 05 Jan 2024 09:23AM)



In Safety, Every Damaian Matters!

Emergency Preparedness

How ready are we as a school to respond to such a crisis?

Do we know what to do?



Security Incident

Hostage
Attack/Assault by
Criminal
Terrorist



Crisis & Disaster

Haze
Fire
Bomb
Threat
Gas leak



Emergency Preparedness

We need to be prepared and ready to respond to both:

- A situation that required immediate evacuation. E.g. fire, explosion, bomb threat.
- A situation that required all to lockdown. E.g. sudden intrusion that threaten the safety of school



Emergency Evacuation

GENERAL SEQUENCE

Activation

Prolonged ringing of the bell

Procedure:

- Do not evacuate immediately
- Stop work immediately, **listen to announcements**
- If evacuation is necessary,
 - switch off all lights, fans, air conditioners, appliances
 - line up in twos, and move towards the Assembly Area under the supervision of the teacher
 - Move calmly and quickly

Everyone need to be familiar with the school site orientation, i.e. location of blocks, staircases and evacuation routes to Assembly Area (AA).

In Safety, Every Damaian Matters!

EVACUATION (SAMPLE ANNOUNCEMENT)

Your attention please, the fire alarm has been activated. We are investigating the situation. Please remain calm and standby for further instruction.

Your attention please, we have investigated the situation and found it to be a false alarm. You can resume your normal activities.

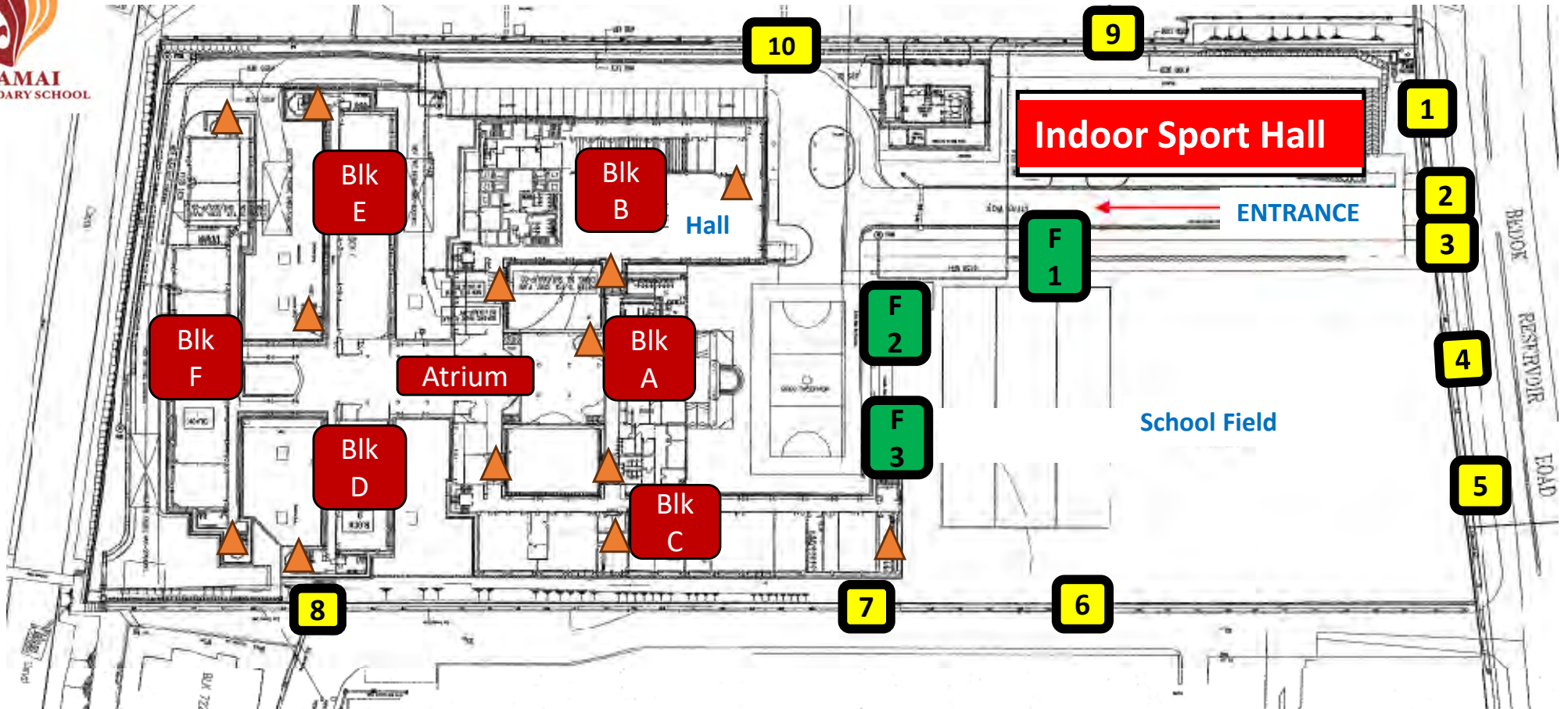
No need to evacuate

Your attention please, there is an emergency situation in the school. Please evacuate by the nearest staircase to the Assembly Area at <location>. Do not use the corridor at <location> and staircase at <location>.

Need to evacuate

In Safety, Every Damaian Matters!

DAMAI SECONDARY SCHOOL OVERVIEW



Legends

- 1** Gates around School
- F 1** Field Gates
- ▲** Staircases

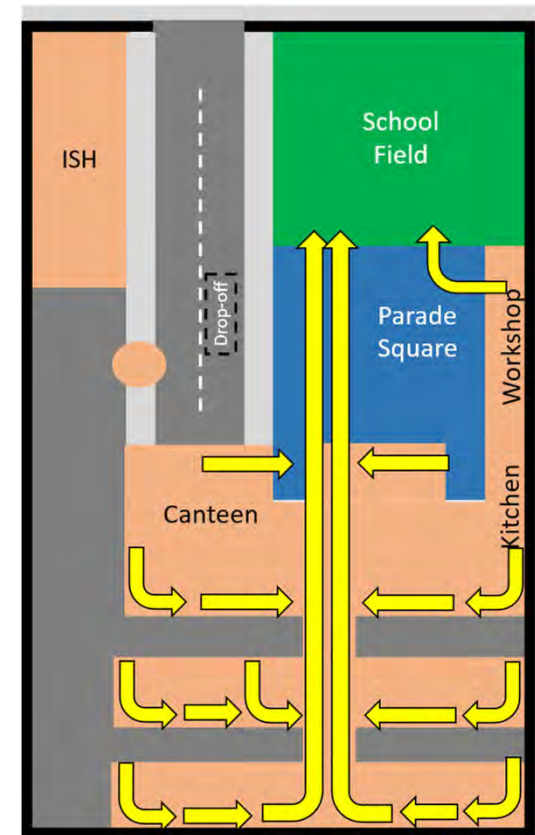
By: DSS SAFETY TEAM

EVACUATION ROUTE

... to Assembly Area (School Field)

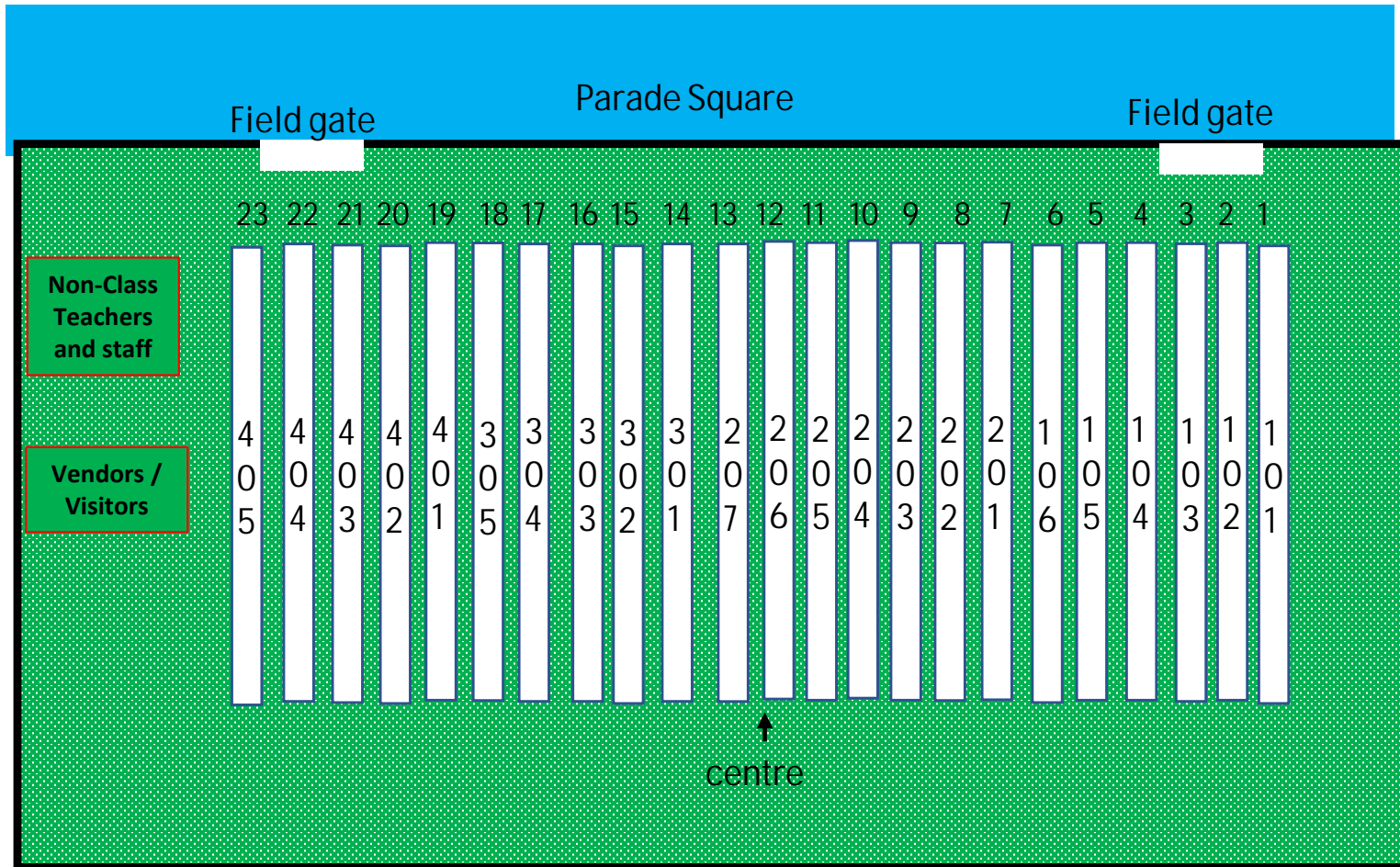
General Route:

- **Access Level 1 via the nearest staircase**
- **Avoid incident areas if any**
- **move towards Assembly Area**



In Safety, Every Damaian Matters!

School Field Layout (2026)

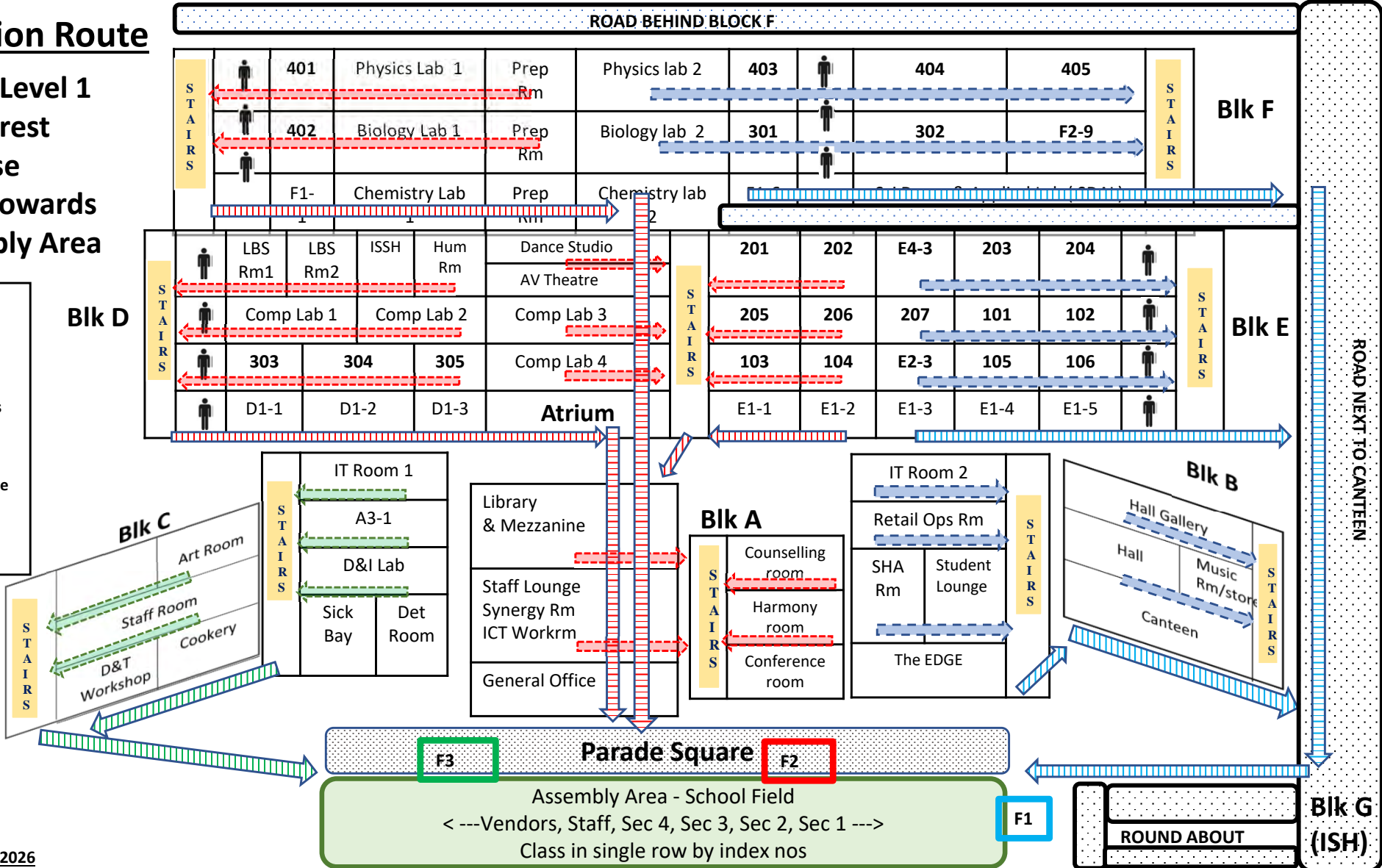


Evacuation Route

- Access Level 1 via nearest staircase
- Move towards Assembly Area

LEGENDS

- Level 1 route
- Towards Stairs
- Field Entrance Gate
- Road



DAMAI SECONDARY SCHOOL

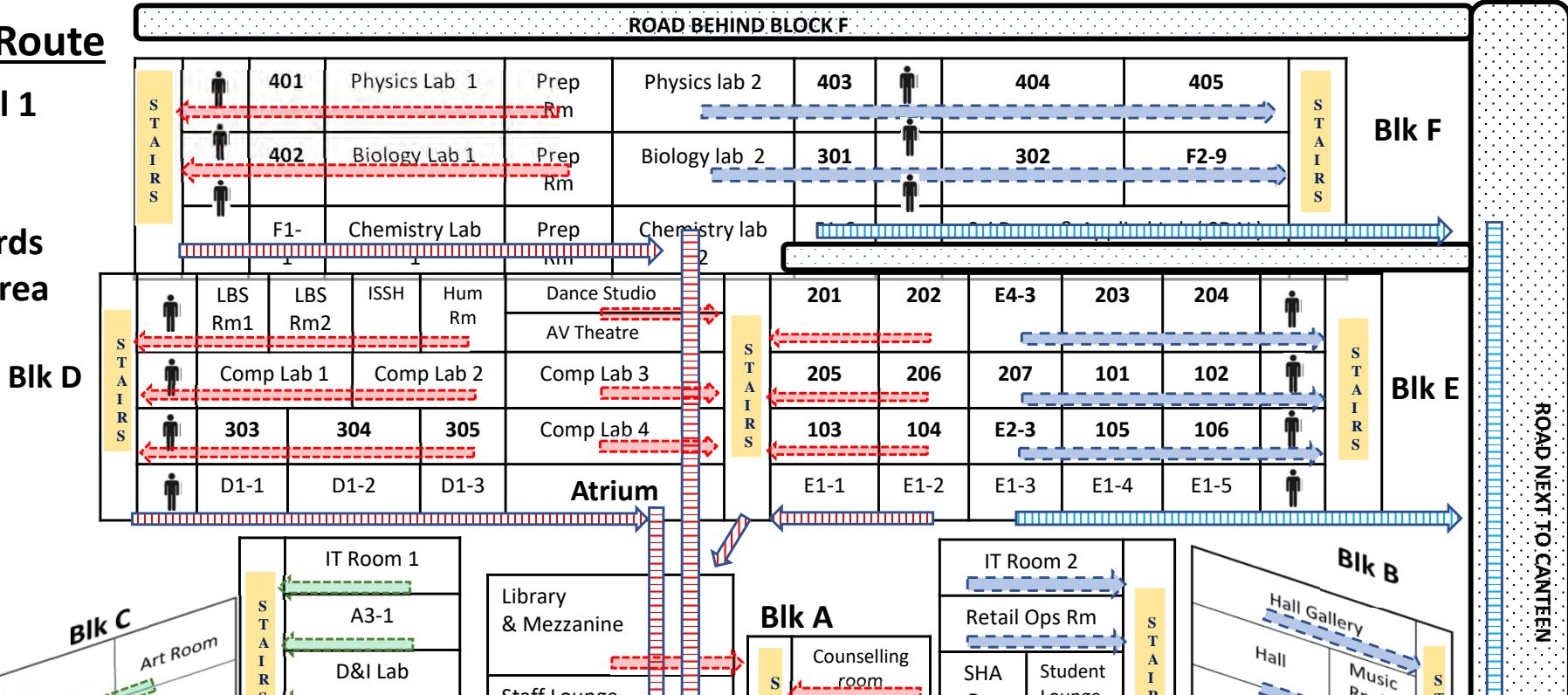
Updated as of 2 Jan 2026

Evacuation Route

- Access Level 1 via nearest staircase
- Move towards Assembly Area

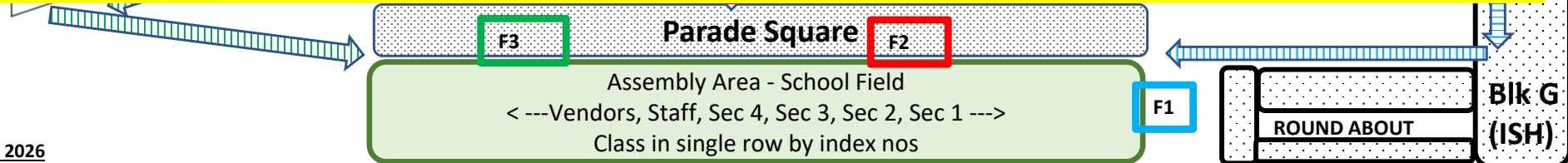
LEGENDS

- Level 1 route
- Towards Stairs
- Field Entrance Gate
- Road



• This copy of Evacuation Route Plan will be in all the classrooms

• The red dot indicates the room you are in.



What is Lockdown?



- Intrusions into schools with malicious intent
- Classified under two categories
 - **Criminal in nature**
 - **Terrorism-linked**



- ✓ Confinement of people inside secured rooms for safety reasons
- ✓ Used when a serious threat exists to the school that requires students and staff to remain in a locked facility (eg. classrooms) for safety.

Lockdown Activation

- The indication for lockdown is when you receive the lockdown message through PA system:

| | Message |
|-------------------|---|
| Activate Lockdown | Will the parents of D oreen S aw, please remain at <incident location>? |

- Once lockdown is activated, we will execute the following procedures:



In Safety, Every Damaian Matters!

Lockdown Activation

Run

Hide

Tell

- If you are in open areas, follow instructions from teachers. If there are no teachers around, move quickly to **nearest room** (but **avoid** incident area)
- If you are in rooms (e.g. classrooms, labs), **stay** in the rooms (safe areas).

In Safety, Every Damaian Matters!

Lockdown Activation

Run

Hide

Tell

RECOMMENDED SAFE AREAS

| If you are in the vicinity of... | Move to the nearest room (e.g.) |
|--|--|
| School Field, ISH | ISH Level 2 |
| Parade Square | D&T Workshop, Cookery Rooms |
| School Hall | Staff Room or Canteen Stalls |
| Canteen, Atrium | Canteen stalls, Bookshop, Cookery Rooms, Classrooms (preferably) with teachers |
| Common areas of Blk A & C, Level 1 & 2 | Staff Room |
| Common areas of Blk A, B, C, Level 3 & 4 | Library |
| Classroom Blocks (Blk D, E, F) | Classrooms with teachers |

In Safety, Every Damaian Matters!

Lockdown Activation

Run

Hide

Tell

Once you are in the safe areas:

- 1) If there are staff/students nearby, let them into rooms ASAP
- 2) Lock all doors and shut all windows
- 3) Switch off all lights, fans and electrical / electronic devices such as overhead projectors
- 4) Put all mobile devices to silent mode
- 5) Sit down at your seats and be quiet
- 6) Remain in the safe areas until you receive the clear lockdown message

In Safety, Every Damaian Matters!

Lockdown Activation

Run

Hide

Tell

In real incidents, it will be helpful if School / Police can have the following information. Please take note only if it is safe to do so.

Total number of perpetrators

Equipment carried by the perpetrators

Look of the perpetrators

Location of the perpetrators, or direction they are heading

In Safety, Every Damaian Matters!

Lockdown Activation

Run

Hide

Tell

If you are not with a teacher, inform your FT discreetly your location when possible.

1. Report via <https://go.gov.sg/dss-emergency> The link is push down to your ipad home screen and email to student icon email.
2. SMS to school emergency line 96157350

Avoid calling as it may alert the intruder.

In Safety, Every Damaian Matters!

Lockdown CLEAR

- The indication to Clear lockdown is when you receive the Clear lockdown message through the following only:
 - PA system
 - Door-to-door knocks
- Clear lockdown message (drill):
Parents of Doreen Saw have left the school

In Safety, Every Damaian Matters!

LOCKDOWN AND EVACUATION (EHA)

1. Lockdown Drill

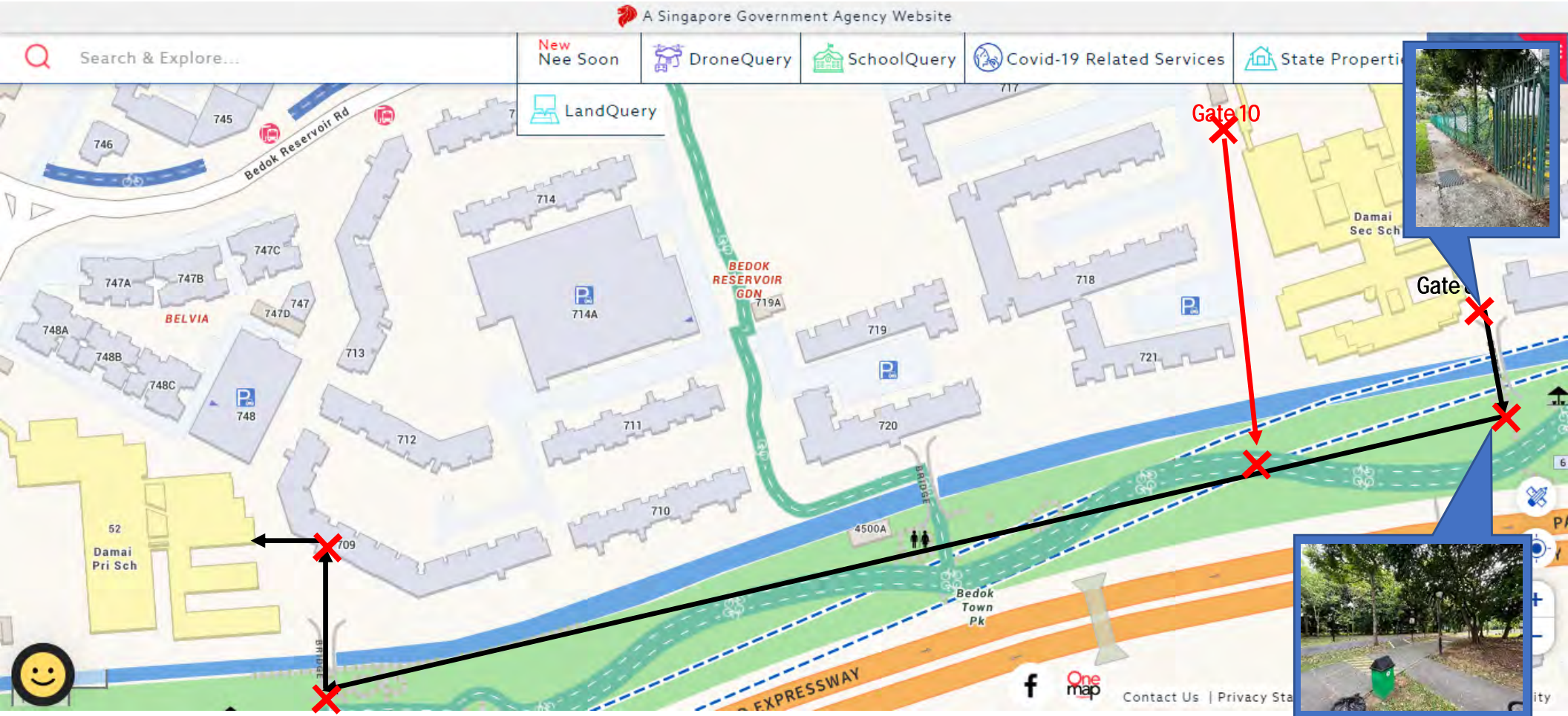
- a. Communication procedures
- b. Run, Hide & Tell procedures to safe areas
- c. Lockdown procedures in safe areas
- d. Clear Lockdown procedures

2. Evacuation Drill to EHA

- a. Evacuation of School Population from School premises to EHA
- b. Familiarisation of emergency posts at EHA
- c. Return of School Population from EHA to School premises

In Safety, Every Damaian Matters!

Evacuation Route (EHA- Damai Pri)



2026 Annual Emergency Preparedness (EP) Drill

| Exercise | Dates | Personnel involved |
|--|----------|------------------------|
| Temperature Taking | 1 April | All staff and students |
| EP Drill #1 (Lockdown Drill) | Term 1/3 | All staff and students |
| EP Drill (Evacuation to External Holding Area – Damai Primary) | Term 2 | All staff and students |

Be ready at all times.

Follow the instruction to execute the EP responsibly and swiftly.

Everyone should evacuate to Assembly Area safely and attendance reported within 5 mins

What is my role in school safety?

At personal level


- Know what to do in time of emergency
- Know and adopt safe practices. Act responsibly at all times
- Ensure the safety and well-being of one self and others
- Ask and Clarify if you are not sure

At class level

- Take ownership of your classroom.
- Look after the facilities
- Do your part to ensure your class is safe and conducive for learning.

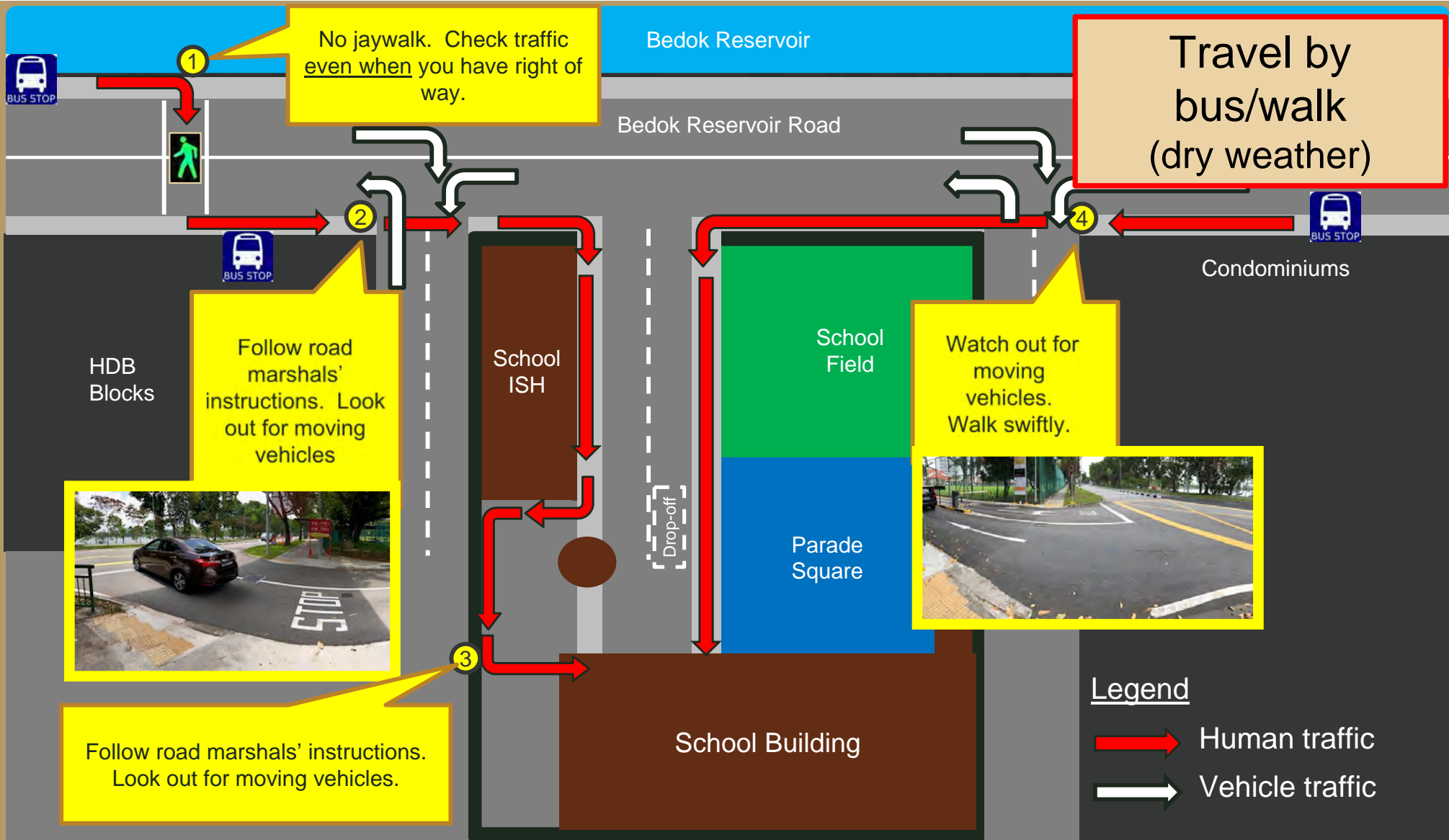
In Safety, Every Damaian Matters!

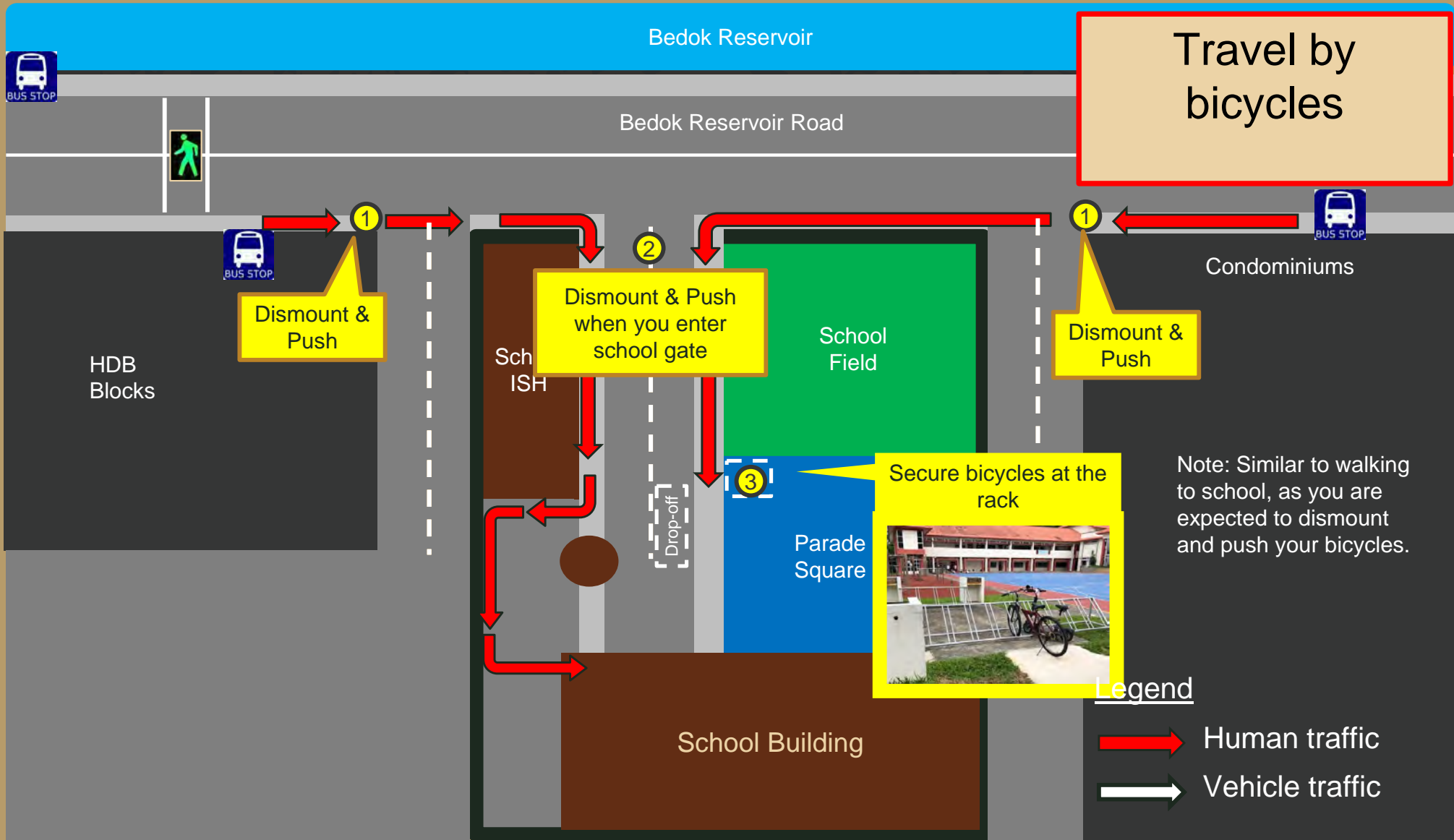
ROAD SAFETY



**Bus/Walk
Bicycle
Car
Dry/wet
weather**

In Safety, Every Damaian Matters!





Drop-off

Bedok Reservoir

Travel by car
(dry weather)



Bedok Reservoir Road



Remind Parents that it is a left turn only

School ISH

2

School Field

Alight from left side of vehicle only



Condominiums

HDB Blocks



Drop-off

1

Parade Square

School Building

Legend



Human traffic



Vehicle traffic

Bedok Reservoir

Travel by car
(wet weather)



Bedok Reservoir Road



Condominiums



Remind Parents that it is a left turn only

School ISH

School Field

HDB Blocks



Parade Square

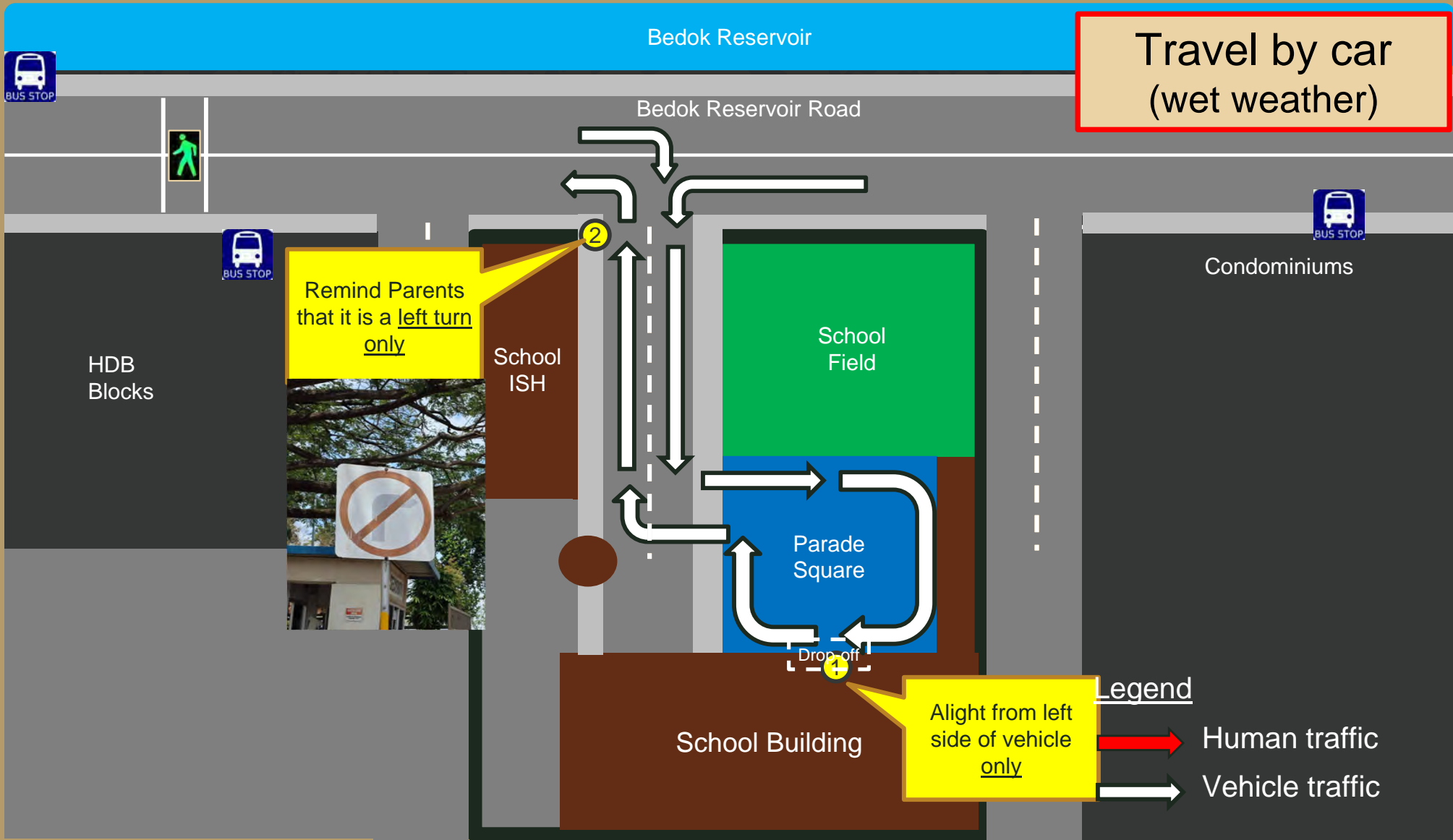
Drop off

School Building

Align from left side of vehicle only

Legend

- Human traffic
- Vehicle traffic



Bedok Reservoir

Dismissal



Bedok Reservoir Road

HDB Blocks

School ISH

Condominiums

Watch out for moving vehicles. Walk swiftly.

Watch out for moving vehicles. Walk swiftly.

School Field

Parade Square

School Building


Drop-off



Legend

- Red arrow: Human traffic
- White arrow: Vehicle traffic

ROAD SAFETY REMINDER

- Follow road marshal's instructions
- Check traffic before crossing
- Be punctual (avoid the rush)
- Do not use devices on the move 
- Do not jay-walk
- Do not assume traffic will stop for you

In Safety, Every Damaian Matters!

ROAD SAFETY (FOR CYCLIST)


Students who cycle to school must register with the school

Advisory Note issue on 7 January 2026

Alternatively, students may register via the QR Code



<https://go.gov.sg/dsscyclistregister2026>

**Damai Secondary School**
4800 Bedok Reservoir Road Singapore 479229
Tel: +65 64439849 Fax: +65 64425629
Email: damai_ss@moe.edu.sg
School website: <http://www.damaisec.moe.edu.sg>

7 January 2026
Dear Parent/Guardian

ADVISORY NOTE: CYCLING TO SCHOOL

1. You are receiving this advisory note because your child/ward is cycling to school.
2. Given the potential hazards that cyclists may encounter, the school is concerned about the safety of students who cycle to school.
3. We thus seek your support to remind your child/ward to take the necessary safety precautions, including but not limited to the following:
 - a. Before cycling to school, always make sure that the bicycle is in good working condition. Bicycles should ideally be fitted with front and rear lights and a bell. Ensure that the bicycle's brakes, chains, tires, lights and bell are well-maintained and are in good working order.
 - b. Your child/ward should always wear protective gear, such as a helmet, and proper shoes (if there are shoelaces, they should be properly tied) to protect against injuries.
 - c. Your child/ward should be reminded not to use his or her mobile phone, even with an in-ear attachment, or listen to music through earphones while cycling.
 - d. Your child should use the covered pavements when cycling and avoid cycling on the road.
4. Your child/ward is advised to secure his or her bicycle at the bicycle racks located on the school premises. The school will not be responsible for the loss of, or any damage to, your child's/ward's bicycle.
5. Please endorse the Acknowledgement Slip and return it to your child's/ward's form teacher by 23 January 2026. Thank you.

Serving with you,
Prashant s/o Jayapragas

Prashant s/o Jayapragas (Mr)
Principal

< _____ Please detach _____ >

**DAMAI SECONDARY SCHOOL
ADVISORY NOTE: CYCLING TO SCHOOL
ACKNOWLEDGEMENT SLIP**

To: The Principal
Name of Student: _____ Class: _____
I, _____, Parent/Guardian* of the above-mentioned student, acknowledge receipt of the Advisory Note on Cycling to School, dated 7 January 2026.

Signature of Parent/Guardian* _____
Date: _____
*Delete where not applicable

In Safety, Every Damaian Matters!

ROAD SAFETY (FOR CYCLIST)

Active Mobility Act (AMA) provides a set of rules to improve road safety (including cycling). If you fail to adhere to the rules, you may face prosecution by the Authority.

Useful reference: [LTA active mobility rules and code of conduct](#)

Safety Guidelines for Cyclists

- Give way to pedestrians.
- Slow down around others.
- Dismount and push your bicycle in crowded areas.
- Keep both hands on the handlebars.
- Do not use devices while cycling.
- Check that your bicycle is in good condition before setting off.

In Safety, Every Damaian Matters!

ROAD SAFETY (FOR CYCLIST)

Where can you ride?



Cycling path

Park connector

In Safety, Every Damaian Matters!

ROAD SAFETY (FOR CYCLIST)

Where can you ride?



- Cycling on roads **is not recommended**
- **Mandatory** to wear helmets

In Safety, Every Damaian Matters!

Some offences and the maximum punishment

| Offence | New offender | Repeat offender |
|---------------------------------------|---|--|
| | Users | |
| Riding electric bicycle on footpath | \$1,000 fine or three months' jail, or both | \$2,000 fine or six months' jail, or both |
| Speeding | \$5,000 fine or three months' jail, or both | \$10,000 fine or six months' jail, or both |
| Not stopping to help accident victims | \$5,000 fine or three months' jail, or both | \$10,000 fine or six months' jail, or both |
| Using non-compliant devices | \$5,000 fine or three months' jail, or both | \$10,000 fine or six months' jail, or both |

Examples of offences and consequences (not exhaustive)

Land Transport Authority
10 Sin Ming Drive Singapore 575701
Tel: 1800-CALL LTA (1800-2255 582)

ACTIVE MOBILITY ACT 2017 (NO.3 OF 2017) SECTION 54 NOTICE OF ACTIVE MOBILITY OFFENCE

Mr / Mrs / Miss / Ms / Dr
< Name >

< Address >

Notice No.

Date of Issue

NRIC / Passport / FIN No.

Vehicle No.

Date and Time of Offence

Place of Offence

| | |
|---------|---|
| Offence | Composition amount (if any) |
| | Penalty date for payment (if any data). |

For first offence, a maximum court fine amount of up to xx and/or a jail term of up to xx.
For second or subsequent offence, a maximum court fine amount of up to xx and/or a jail term of up to xx.

1. Please pay \$<amount> by <due date>.
2. If you fail to pay, you must go to State Court No. <court_no> at 1 Havelock Square on <court_date> at <court_time>.
3. If you fail to attend Court on the above mentioned court date, you will be arrested anywhere in Singapore, including at your home or workplace, and you may have to pay an additional fine of up to \$2,000 or serve a jail term of up to 2 months for failing to attend Court.
4. Do not ignore this notice unless you have already made payment.

PLEASE DO NOT DUPLICATE

ROAD SAFETY (FOR CYCLIST)

Bicycles without handbrakes will not be allowed on public paths and roads from 1 Sep 2021



Fixed-gear bicycles, also known as fixies, generally do not have hand-operated brakes, but instead rely on the rider's pedal resistance to stop. This makes it challenging for riders to brake quickly, endangering themselves and other path and road users.

To improve safety, all bicycles must have at least one functioning handbrake to be ridden on public paths and roads.

Cyclists caught riding without handbrakes may be fined up to \$10,000 and/or jailed for up to 6 months, if convicted for the first offence. Repeat offenders may face higher penalties.

Scan the QR code or visit go.gov.sg/amrules for more information.

Land Transport Authority
We Keep You On The Move

Cyclists caught riding without handbrakes may be fined up to \$10,000 and/or jailed for up to 6 months, if convicted for the first offence. Repeat offenders may face higher penalties.

In Safety, Every Damaian Matters!

What is my role in school safety?

At personal level

- Know what to do in time of emergency
- Know and adopt safe practices. Act responsibly at all times
- Ensure the safety and well-being of one self and others
- Ask and Clarify if you are not sure

At class level

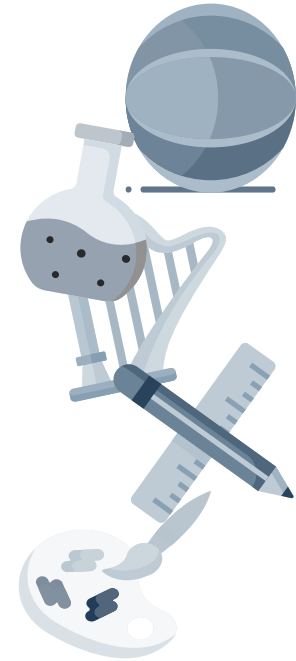
- Take ownership of your classroom.
- Look after the facilities
- Do your part to ensure your class is safe and conducive for learning.

In Safety, Every Damaian Matters!

SCHOOL SAFETY WHILE LEARNING




- PE
- CCA
- Workshops
- Laboratories
- Kitchens
- Art rooms



In Safety, Every Damaian Matters!

SAFETY - PE & CCA

- Follow teachers' instructions at all times
- Inform teachers if you
 - are not feeling well
 - have just recovered from illness
 - are excused from certain activities
 - just received your vaccination jab
- Bring your medication to school, e.g. inhalers
- Important: while challenging ourselves to be better, always remember Safety First.



In Safety, Every Damaian Matters!

SAFETY - PE & CCA

- Stay under shelter when lightning alerts are activated



In Safety, Every Damaian Matters!

SAFETY – UNSTRUCTURED PLAY

Timing

- Unstructured play is allowed during school hours when students are not having lessons.
- Students should minimise outdoor play between hours of 11 to 3pm. During these hours, students are advised to:
 - ✓ Keep physical activity duration short with frequent rest breaks
 - ✓ Have water breaks and rest periods under shaded areas
 - ✓ Use sunscreen for UV protection

In Safety, Every Damaian Matters!

SAFETY – UNSTRUCTURED PLAY

Venues

Students should play responsibly and be aware of their surroundings when playing at the respective venues. Students are allowed to engage in unstructured play in the following venues:

School Hall

- Only badminton is allowed in the school hall
- Hall shutters should not be closed during unstructured play.

Parade Square, School Field, Basketball Court

- All sports are allowed
- Students are advised to play safely only within the demarcated court areas

Atrium, flagpole, wooden benches, other open areas

- Only badminton allowed

In Safety, Every Damaian Matters!

SAFETY – UNSTRUCTURED PLAY

Safety

- Students are to manage their own safety during unstructured play. Students should exercise self awareness and risk assessment and management for themselves and others.
- Students must report all incidents / accidents to the General Office.

Responsible use of school equipment and facilities

- Students are to use the school equipment and facilities responsibly.
- Students should exercise awareness of surroundings, and take precautions to avoid possible damage to furniture and fixtures (fans, lights, CCTV etc.) during play.
- Students should exercise mutual consideration for other schoolmates and share the common equipment and venues.
- No food & drinks in playing areas - stay hydrated with plain water.
- Strictly no littering


In Safety, Every Damaian Matters!

SAFETY – SPECIAL ROOMS

(Workshops, Laboratories, Kitchens, Art rooms)

Enter special rooms only when teacher is present. Follow teachers' instructions at all times, e.g.

- Do not take tools/equipment out of the rooms
- Only use tools for their intended purposes
- Female students must tie up their long hair neatly
- Keep rooms tidy, avoid tripping hazards
- Ask when in doubt



In Safety, Every Damaian Matters!

GENERAL SAFETY

- No running along corridors and canteen area
- Ball games are only allowed at authorized areas such as Hall, ISH and Parade Square

Use of Swings

- No standing behind and in front of the swings when the swings are in use.
- Do not push the users with excessive force



In Safety, Every Damaian Matters!

Safety on Swings and See-saws

Schools may have swings and see-saws in their school compound and their use is usually unsupervised. Hence, it is important to remind the students on the safe and proper use of the swings and see-saws to avoid risk of injury. In 2024 there was such an incident:

A student was playing on the swing at the school garden. Her knee hit the metal seat of the swing and she was in severe pain and unable to walk. She was brought to hospital by ambulance for treatment where it was diagnosed as a sprain.

Important points to note on the safe and proper use of Swings and See-saws:

Swings

- Proper swing usage is important. Sit on the swing; do not climb or stand on it.
- A person in motion on the swing will be unstable and is at risk of falling off. If assisting a swing user, do not push the user using excessive force after the initial starting push.
- The risk of falling increases as the swing goes higher. Hold the ropes/chain/metal bar on both sides when swinging. Do not swing with excessive force.
- Get off the swing only after it has stopped moving.

GENERAL SAFETY ADVICE

- If you are injured or felt unwell, please proceed to General Office or inform a teacher. Staff will render first-aid and follow up with your parents/guardians.
- Group Personal Accident (GPA) Insurance covers every student when he or she is in school, participating in the school's activities and etc.

In Safety, Every Damaian Matters!


SUSPICIOUS CHARACTER/PARCELS



In Safety, Every Damaian Matters!

REPORTING OF SAFETY ISSUES

Inform Teachers or General Office if you notice safety issues or faulty equipment / facilities



In Safety, Every Damaian Matters!

CARE FOR THE ENVIRONMENT

Switch off lights and fans if there is no one in the classroom (including visualiser and projector)

Return/Put items back to where you took from – Sports equipment, food utensils etc

In Safety, Every Damaian Matters!

STUDENT HANDBOOK



**Please refer to
Student Handbook
(Page 48 onwards)**

[Home](#) > [Information](#) > [Students](#) > [Student Handbook](#)

Student Handbook

Click [here](#) to view



In Safety, Every Damaian Matters!

We are a **community**. Our **actions affect** each other.

We **all** have a part to play.

Be **respectful**. Be **responsible**.

Manage self. Lead for others

Atarimae

Have a safe and meaningful time in Damai!

THANK YOU

In Safety, Every Damaian Matters!

Do your part as the Steward of School Safety

Complete SLS assignment

- Safety and Security Learning Package on HBL day (11 Feb)

In Safety, Every Damaian Matters!